


# Technical data sheet

## Cable tray LKSU 60 FS RU 400 - 600 unperforated

Item number: 6048954



Light-duty cable tray with 60 mm side height.  
Magnetic shield insulation without cover 20 dB, with cover 50 dB.  
Connecting parts should be ordered in the appropriate quantity.



- St** Steel
- FS** Strip galvanized

### Master data

Item number	6048954
Type	LKSU 650 FS RU
Description 1	Cable tray LKSU
Description 2	unperforated
Manufacturer	OBO
Dimension	60x500x3000
Material	Steel
Surface	Strip galvanized
Surface standard	DIN EN 10346
Smallest sales unit	3
Unit of quantity	Metre
Weight	455.667 kg
Weight unit	kg/100 m


# Technical data sheet

## Cable tray LKSU 60 FS RU 400 - 600 unperforated


Item number: 6048954



### Dimensions



Dimension	60x500
Length	3,000 mm
Width	500 mm
Height	60 mm
Plate thickness	0.9 mm
Dimension B	500 mm
Dimension L	3,000 mm



### Technical data

Connector version	Without connectors
Mounting system fastening type	Floor Ceiling Wall
Walkable	no
Maintain electrical functions	no
With cover	no
Mounting perforation in base	no
NATO hole pattern	no
Usable cross-section	298 cm <sup>2</sup>
Usable cross-section	29800 mm <sup>2</sup>
Rustproof steel, pickled	no
Side perforation	no
Wide-span version	no
Load test type according to IEC 61537	Type III
Type of connector, cable support system	Screwed

# Technical data sheet

## Cable tray LKSU 60 FS RU 400 - 600 unperforated

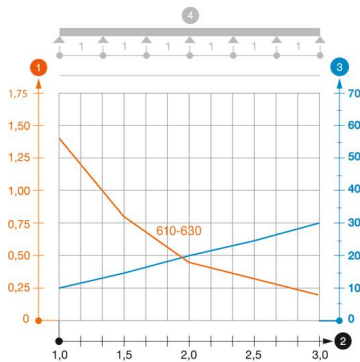
Item number: 6048954



### Loads

Support spacing 1.0 m	1.5 kN/m
Support spacing 1.5 m	0.9 kN/m
Support spacing 2.0 m	0.55 kN/m
Support spacing 3.0 m	0.3 kN/m

#### Load diagram, cable tray, type LKSU 640 to 660



- 1 Permitted cable tray/ladder load in kN/m without man load
- 2 Support width in m
- 3 Rail bend in mm at permitted kN/m
- 4 Load scheme during testing
- Load curve with cable tray/ladder width in mm
- Strut bend curve according to support width