


Technical data sheet

C mesh cable tray CGR 50 A2

Item number: 6016253



C-shaped mesh cable tray made of spot-welded steel wire of side height 50 mm.
Magnetic shield insulation 15 dB.



A2 Stainless steel

2B Bright, treated

Master data

Item number	6016253
Type	CGR 50 300 A2
Description 1	C-mesh cable tray
Manufacturer	OBO
Dimension	50x300x3000
Material	Stainless steel
Surface	Bright, treated
Surface standard	
Smallest sales unit	3
Unit of quantity	Metre
Weight	195.333 kg
Weight unit	kg/100 m

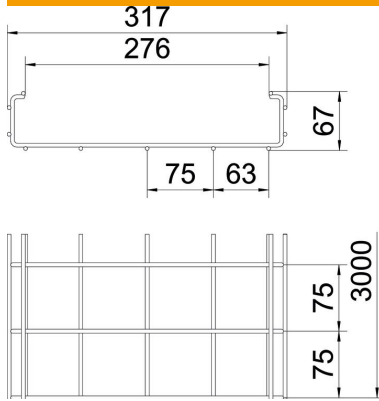
Technical data sheet

C mesh cable tray CGR 50 A2

Item number: 6016253



Dimensions



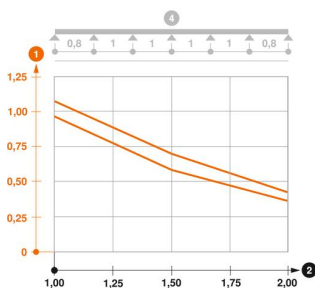
Length	3,000 mm
Width	300 mm
Width	11.81 in
Height	50 mm
Height	1.97 in
Dimension A	276 mm
Dimension B	317 mm
Dimension H	67 mm
Dimension I1	75 mm
Dimension L2 (mm)	63 mm

Technical data

Connector version	Without connectors
Mounting system fastening type	Floor Ceiling Wall
Maintain electrical functions	no
Integrated partition	Without
Usable cross-section	116 cm ²
Usable cross-section	11600 mm ²
Profile shape	C-shaped
Rustproof steel, pickled	yes
Wide-span version	no
Load test type according to IEC 61537	Type II
Type of connector, cable support system	Screwed

Loads

Insertable support spacings, min.	1 m
Insertable support spacings, max.	2 m
Support spacing 1.0 m	1.1 kN/m
Support spacing 1.5 m	0.7 kN/m
Support spacing 2.0 m	0.4 kN/m



Load diagram, C mesh cable tray, type CGR 50 VA

- 1** Permitted cable tray/ladder load in kN/m without man load
- 2** Support width in m
- 3** Rail bend in mm at permitted kN/m
- 4** Load scheme during testing
- Load curve with cable tray/ladder width in mm
- Strut bend curve according to support width