


Technical data sheet

AZ small duct 300 FT

Item number: 6075375



AZ channel with a side height of 50 mm.
Magnetic shield insulation without cover 20 dB, with cover 50 dB.



- St** Steel
- FT** Hot-dip galvanised

Master data

Item number	6075375
Description 1	AZ small duct
Description 2	perforated
Manufacturer	OBO
Dimension	50x300x3000
Material	Steel
Surface	Hot-dip galvanised
Surface standard	DIN EN ISO 1461
Smallest sales unit	3
Unit of quantity	Metre
Weight	381 kg
Weight unit	kg/100 m

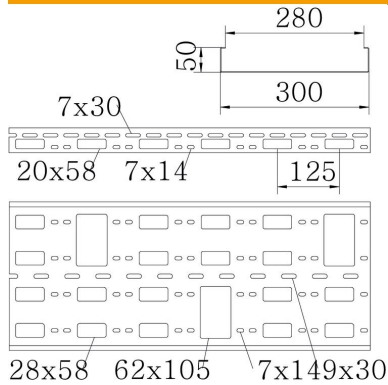
Technical data sheet

AZ small duct 300 FT

Item number: 6075375



Dimensions



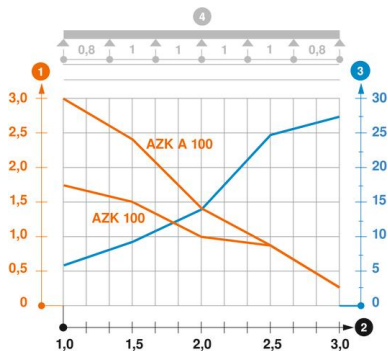
Dimension	50x300x1,5
Length	3,000 mm
Width	300 mm
Height	50 mm
Plate thickness	1.5 mm

Technical data

Connector version	Without connectors
Mounting system fastening type	Ceiling Wall
Maintain electrical functions	no
Mounting perforation in base	yes
NATO hole pattern	no
Usable cross-section	150 cm ²
Usable cross-section	15000 mm ²
Rustproof steel, pickled	no
Side perforation	yes
Wide-span version	no

Loads

Insertable support spacings, min.	1 m
Insertable support spacings, max.	3 m
Support spacing 1.0 m	1.9 kN/m
Support spacing 1.5 m	1.5 kN/m
Support spacing 2.0 m	1.2 kN/m
Support spacing 2.5 m	0.8 kN/m
Support spacing 3.0 m	0.3 kN/m



Load diagram, AZ channel

- 1 Permitted cable tray/ladder load in kN/m without man load
- 2 Support width in m
- 3 Rail bend in mm at permitted kN/m
- 4 Load scheme during testing
- Load curve with cable tray/ladder width in mm
- Strut bend curve according to support width